

PAUL GOLDSCHMIDT ♦ ARIZONA DIAMONDBACKS ♦ 2013 NATIONAL LEAGUE ALL-STAR

2013 National League Most Valuable Player of the Year Candidate ♦ #MVPaul

2013 SEASON STATISTICS THRU SEPT. 29

G	AB	R	H	2B	HR	RBI	BB	SB	AVG	OBP	SLG	OPS
160	602	103	182	36	36	125	99	15	.302	.401	.551	.952

GOLDSCHMIDT AMONG 2013 NL LEADERS IN CLUTCH STATISTICS

GO-AHEAD RBI		RBI WITH RISP		WALK-OFF HOME RUNS	
NAME, CLUB	NO.	NAME, CLUB	NO.	NAME, CLUB	NO.
Paul Goldschmidt, ARI	37	Paul Goldschmidt, ARI	84	Paul Goldschmidt, ARI	3
Brandon Phillips, CIN	35	Freddie Freeman, ATL	84	Freddy Galvis, PHI	2
Freddie Freeman, ATL	31	Allen Craig, STL	83	Justin Upton, ATL	2
Andrew McCutchen, PIT	28	Brandon Phillips, CIN	82	Many players tied at	1
Troy Tulowitzki, COL	28	Adrian Gonzalez, LAD	79		

GAME-WINNING RBI		GO-AHEAD HOME RUNS		HOME RUNS AFTER 8TH INNING	
NAME, CLUB	NO.	NAME, CLUB	NO.	NAME, CLUB	NO.
Paul Goldschmidt, ARI	19	Paul Goldschmidt, ARI	20	Paul Goldschmidt, ARI	7
Brandon Phillips, CIN	19	Pedro Alvarez, PIT	16	Justin Ruggiano, MIA	5
Pedro Alvarez, PIT	18	Justin Upton, ATL	14	Many players tied at	4
4 players tied at	15	Ian Desmond, WAS	11		
		Jay Bruce, CIN	11		

COMPARING THE MVP CANDIDATES

♦ A look at a few of the offensive numbers of a few of the NL MVP candidates:

NAME	TEAM	G	AVG	R	HR	RBI	BB	OBP	SLG	OPS
Goldschmidt	ARI	160	.302	103	36	125	99	.401	.551	.952
Freeman	ATL	147	.319	89	23	109	66	.396	.501	.897
McCutchen	PIT	157	.317	97	21	84	78	.404	.508	.911
Molina	STL	136	.319	68	12	80	30	.359	.477	.836
Votto	CIN	162	.305	101	24	73	135	.435	.491	.926

MVP WINNERS FROM SECOND-PLACE TEAMS

♦ The National League and American League MVP has played for a second-place team 19 times of each league's 93 MVP since 1911.

♦ Of the last 20 NL MVP, 11 have been from first-place teams, 7 second-place, 1 third-place and 1 fourth-place...notable winners recently include: Albert Pujols (2008: 4th place); Ryan Howard (2006: 2nd place); Barry Bonds (2004, 2002 & 2001: 2nd place).

LEAGUE	1ST	2ND	3RD	4TH	5TH	6TH	LEAGUE	1ST	2ND-6TH
NL	59	19	5	5	3	2	NL	63.4%	36.6%
AL	65	19	4	4	0	1	AL	69.9%	30.1%

TAKING CARE OF BUSINESS WITH THE GLOVE AS WELL

♦ Ranked second in the NL with a .997 fielding percentage, trailing only Todd Helton (.998)...according to Fangraphs.com, Goldschmidt leads the Majors with 74 "scoops" at first base, ahead of Freddie Freeman (55), Eric Hosmer (52) and Chris Davis (52).

♦ Of the MVP Candidates listed above at their respective positions, Goldschmidt's .997 fielding percentage is the best ahead of Yadier Molina (.996 at C), Freddie Freeman (.993 at 1B), Joey Votto (.990 at 1B) and Andrew McCutchen (.982 as OF).

.300 AVG, 35 HR, 100 RBI, 100 R & 99 BB

♦ Goldschmidt joined Mel Ott (1929 & 1932) and Eddie Mathews as the only 3 NL players in to boast a .300 average, 35 home runs, 100 RBI, 100 runs scored and 99 walks during their 25-year-old season or earlier (ages as of June 30 of that year):

NAME	TEAM	YEAR	AGE	G	AVG	HR	RBI	BB	R
Goldschmidt	ARI	2013	25	160	.302	36	125	99	103
Mathews	MIL	1953	21	157	.302	47	135	99	110
Ott	NYG	1932	23	154	.318	38	123	100	119
Ott	NYG	1929	20	150	.328	42	151	113	138

JUST MISSED JOINING SELECT COMPANY AT FIRST BASE

♦ Goldschmidt fell 1 walk shy of joining Prince Fielder (2009), Frank Thomas (1993), Jimmie Foxx (1932) and Lou Gehrig (1927) as the only 5 first basemen with at least 35 homers, 120 RBI, 100 runs scored and 100 walks in their 25-year-old season or younger...player ages are as of their age on June 30.

LEADING THE NL IN HR AND RBI

♦ Is the 19th player since 1977 to tie/lead the NL in home runs and RBI in a single season and first since the Dodgers' Matt Kemp in 2011...10 of the 18 NL players went on to win the MVP award (last: Albert Pujols in 2010).

♦ Became the ninth player in last 37 years to tie/lead the NL in homers and RBI while hitting at least .300, joining Kemp (.324 in 2011), Pujols (.312 in 2010), Ryan Howard (.313 in 2006), Andres Galarraga (.304 in 1996), Dante Bichette (.340 in 1995), Barry Bonds (.336 in 1993), Mike Schmidt (.316 in 1981) and George Foster (.320 in 1977).

DOING DAMAGE VS. DIVISION

♦ Goldschmidt's 62 RBI against NL West opponents are third-most among all players within their division, trailing Chris Davis (67 RBI vs. AL East) and Hunter Pence (62 RBI vs. NL West)...top 10 intra-divisional RBI totals in MLB:

RANK	NAME (CLUB)	DIV	RBI	RANK	NAME (YEAR)	DIV	RBI
1.	Chris Davis (BAL)	AL E	68	6.	Freddie Freeman (ATL)	NL E	55
2.	Hunter Pence (SF)	NL W	63	7.	Robinson Cano (NYY)	AL E	52
3.	Paul Goldschmidt (ARI)	NL W	62	8.	Mark Trumbo (LAA)	AL W	52
4.	Miguel Cabrera (DET)	AL C	60	9.	Many Players tied at		49
5.	Matt Holliday (STL)	NL C	56				

FINISHING STRONG IN SEPTEMBER

♦ Hit .318 (34-for-107) with 5 home runs and 21 RBI in September, including ending the season on a 19-game hitting streak (longest active streak in baseball).

♦ Goldschmidt ranks among NL leaders in September in RBI (T-5th, 20), doubles (T-8th, 8), slugging percentage (11th, .570), OPS (12th, .959) and home runs (T-13th, 5).

GOLDSCHMIDT ON D-BACKS SINGLE-SEASON LISTS

♦ Ranks among the Top 10 on Arizona's single-season leaderboard in walks, OPS, home runs and RBI.: Goldschmidt on the D-backs all-time, single-season leaderboard:

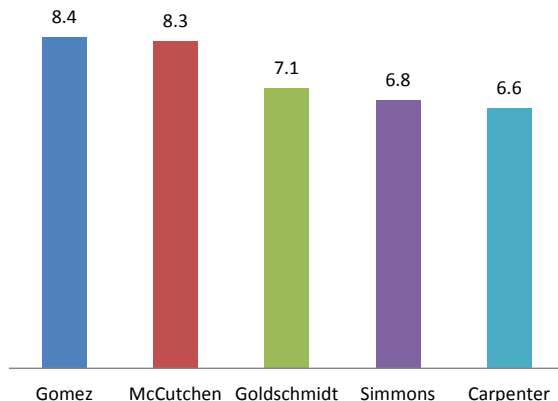
RANK	NAME (YEAR)	BB	RANK	NAME (YEAR)	OPS
1.	Gonzalez (2001)	100	1.	Gonzalez (2001)	1.117
2.	Goldschmidt (2013)	99	2.	Goldschmidt (2013)	.952
3.	Gonzalez (2002)	97	3.	Gonzalez (1999)	.952

RANK	NAME (YEAR)	HR	RANK	NAME (YEAR)	RBI
3.	Bell (1999)	38	1.	Gonzalez (2001)	142
4.	Glaus (2005)	37	2.	Williams (1999)	142
5.	Goldschmidt (2013)	36	3.	Goldschmidt (2013)	125

2013 NL LEADERBOARD

2013 NL Rankings (Overall)			2013 NL Rankings (Overall)		
Category	Rank	No.	Category	Rank	No.
Slugging Pct.	1st	.551	Home Runs	T-1st	36
On-Base + Slugging Pct.	1st	.952	Walks	3rd	99
Extra-Base Hits	1st	75	Runs Scored	T-3rd	103
RBI	1st	125	On-Base Pct.	4th	.401
Runs Created	1st	134	Average with RISP	8th	.338
Total Bases	1st	332	Doubles	T-10th	36

2013 NL WINS ABOVE REPLACEMENT (WAR)

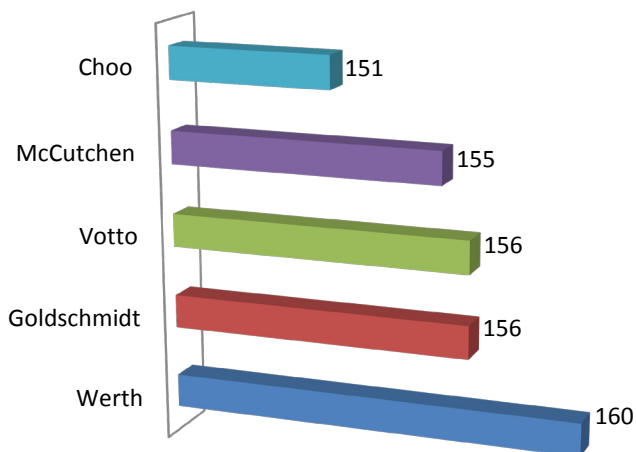


- Baseballreference.com

PERCENTAGE OF TEAM'S OFFENSE IN MLB IN 2013

HOME RUNS			RBI		
NAME, CLUB	HR	PCT	NAME, CLUB	RBI	PCT
Paul Goldschmidt, ARI	36	27.7%	Paul Goldschmidt, ARI	125	19.3%
Giancarlo Stanton, MIA	24	25.3%	Chris Davis, BAL	138	19.2%
Hunter Pence, SF	27	25.2%	Miguel Cabrera, DET	137	17.9%
Chris Davis, BAL	53	25.0%	Robinson Cano, NYY	107	17.4%
Miguel Cabrera, DET	44	25.0%	Freddie Freeman, ATL	109	16.6%
Adam Dunn, CWS	34	23.0%	Hunter Pence, SF	99	16.6%
Pedro Alvarez, PIT	36	22.4%	Pedro Alvarez, PIT	100	16.6%
Mark Trumbo, LAA	34	20.7%	Jay Bruce, CIN	109	16.4%
Chris Carter, HOU	29	19.6%	Adrian Gonzalez, LAD	100	16.2%
Edwin Encarnacion, TOR	36	19.5%	Edwin Encarnacion, TOR	104	15.5%

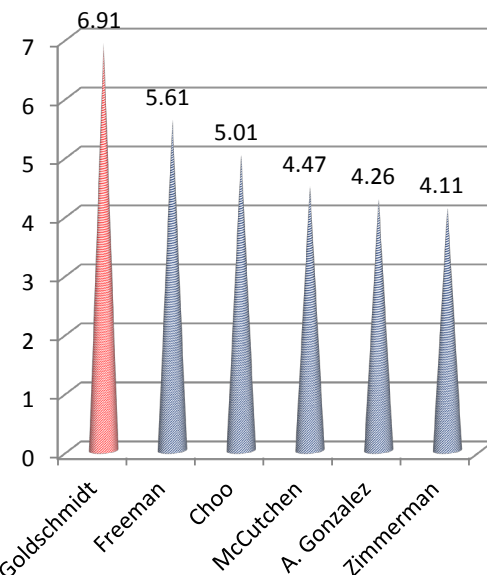
2013 NL WEIGHTED RUNS CREATED PLUS LEADERS (wRC+)



- Fangraphs.com

♦ Weighted Runs Created Plus (wRC+) measures how a player's wRC compares with league average. League average is 100, and every point above 100 is a percentage point above league average. wRC+ is also park and league-adjusted

2013 NL WIN PROBABILITY ADDED LEADERS (WPA)



- Fangraphs.com

♦ WPA takes into account the importance of each situation in the game. A walk off home run is going to be weighted more than a home run in a game that has already gotten out of hand. This makes it a great tool for determining how valuable a player was to his team's win total.